



Induline GW-310

Water-based coat with blue stain protection for use on wood in outdoor areas




Colour	Availability					
	Quantity per pallet	200	96	22	4	1
	Packaging unit	2 x 2,5 l	5 l	20 l	120 l	1000 l
	Type of container	Tin bucket	Tin bucket	Tin bucket	Plastic drum	Plastic container
	Container code	03	05	20	68	61
	Art. no.					
Induline GW-310 translucent						
clear	3384	■	■	■		
special colours	3385	■	■	■	■	■
Induline GW-310 opaque						
white (RAL 9016)	3397			■	■	
special colours	3398		■	■	■	

Application rate

To provide effective protection against blue stain, an application rate of 197-216 ml/m² in at least two coats is required



Range of use



- For use on exterior wood
- Wood which is not in ground contact, in accordance with DIN EN 335-1, use classes 2 and 3
- Dimensionally stable wood building elements (when used as a primer only): e.g. windows and doors
- Wood building elements with limited dimensional stability, e.g. folding shutters, matchboarding, summerhouses
- Wood building elements with no dimensional stability: e. g. fences, framework, carports, planking
- Primer, intermediate and finishing coats



Property profile



- Ready for use by dipping or flow-coating
- Excellent flow characteristics on untreated wood
- Outstanding (wet) adhesion
- Protects wood from moisture and provides effective protection against blue stain fungi
- Reduces the risk of rot when used in conjunction with constructive wood protection measures
- Increased solids content provides protection against nesting wasps
- Protective film against mould and algae
- Water-based: does not give off any unpleasant odours and tools can be cleaned with water
- Quick drying: 2 coats can be applied in one day
- Long-term protection with uniform weathering
- Breathable
- Does not flake

Characteristic data of the product

Binder	acrylate/alkyd system
Density (20 °C)	approx. 1.02-1.25 g/cm ³
Odour	characteristic
Flow time s in a 3 mm DIN cup	approx. 25-70 s at 20 °C

The values stated represent typical characteristic data of the product and are not to be understood as binding product specifications.

Additional information

- [Pflege und Wartung von Tauchbecken und Flutanlagen](#)
- [Hinweise zur Betriebshygiene](#)

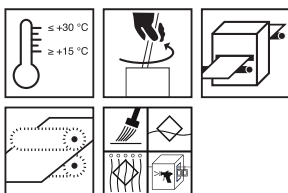
Possible system products

- [Induline LW-710 \(3987\)](#)
- [Induline LW-700 \(3400\)](#)
- [Induline DW-610 \(2482\)](#)
- [Induline ZW-400 \(3900\)](#)
- [Induline DW-601 Aqua Stop \(1725\)](#)

Preparation

- **Substrate requirements**
The substrate must be clean, dry, free of dust, grease and loose substances, and prepared in the correct manner.
Dimensionally stable wood building elements: wood moisture content 11-15%
Wood building elements with limited or no dimensional stability: wood moisture content max. 18%

Directions



For professional users only!

- **Conditions for use**
Temperature of the material, air and substrate: +15 °C to +30 °C.
Conditions for use are from +15 °C to +30 °C at relative humidity of 40-80%.

Stir well, including during application or after a break in work.
Qualified specialist companies: brushing, dipping, flow-coating and spraying in closed systems only.
Apply the second coat after 2-3 hours.
When allowed to dry overnight, intermediate sanding is required.
A third coat is recommended on particularly exposed surfaces.



Seal opened containers well and use contents as soon as possible.

Tips on use



Check colour, adhesion and compatibility with the substrate by setting up a trial area. Substances in oak may bleed, causing dark discolouration, when coated with water dilutable dispersion stains.

Apply forced drying to tannin-containing woods.

The best flow results on Accoya, oak and chestnut are achieved at a pH value of 9.0–9.5, corresponding to an additive content of 0.3–0.5% VP 20829 Additive (0366).

If viscosity increases due to evaporation, water must be used to make up for the lost moisture (target viscosity: white: flow time approx. 70 s in a 3 mm DIN cup, translucent: flow time approx. 25 s in a 3 mm DIN cup).

Dilute with up to 10% water to improve flow properties in unfavourable conditions (elevated temperatures, low humidity). Add water to make up for any moisture lost through evaporation.

If foaming occurs in the flow coating system, it is recommended to add 0.2-1.0% VP 9325 defoaming agent - strength 2.

The system finder on our website www.remmers.com contains coating recommendations for specific wood types to be used when treating windows and exterior doors.

Observe the “Care and Maintenance of Dipping Tanks and Flow Coating Facilities” and “Notes on Operational Hygiene” information sheets.

■ Drying

Can be overcoated: after approx. 2.5 hours (at 23 °C and 50% RH)

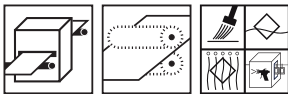
If forced drying is applied, can be overcoated: after approx. 90 mins (20 mins dripping off time/50 mins drying time (35–40 °C)/20 mins cooling time)

Low temperatures, poor ventilation and high humidity delay drying.

■ Thinning

Ready to use

Tools / Cleaning



Brush, dipping tank, flow coating facilities, spraying facilities, vacuum facilities, applicator

Clean tools with water or Aqua RK-898 Cleaning Concentrate immediately after use. Ensure that any residue from cleaning is disposed of correctly.

Storage / Shelf life



Store in well-sealed, original containers, out of the reach of children and in a dry, cool, well-ventilated room which is protected from direct sunlight and frost. No smoking is permitted in storage areas.

Safety data / Regulations

For further information on the safety aspects of transporting, storing and handling the product and on disposal and environmental matters, please see the current Safety Data Sheet.

First aid measures

If inhaled:
Seek medical treatment in case of complaints.
Supply fresh air and call for doctor for safety reasons.

If on skin:
If skin irritation continues, consult a doctor.
Wash immediately with water and soap and rinse thoroughly.

If in eyes:



Rinse opened eye for several minutes under running water. If symptoms persist, consult doctor.

If swallowed:
Seek immediate medical advice.

Personal protective equipment

Wear suitable protective gloves: Cat. 4 according to EN 374 (e.g. "Tricotil" made by KCL).
When dipping and spray tunnel procedures are used, the use of a chemical protection suit is also required (at least Type 6, EN 13034).
Use combi filter A2/P2 for spraying work.

Disposal

Larger quantities of leftover product should be disposed of in the original containers in accordance with the applicable regulations. Completely empty, clean containers should be recycled. Do not dispose of together with household waste. Do not allow to enter the sewage system. Do not empty into drains.

European waste code 03 02 05* other wood preservatives containing hazardous substances

Biocidal Products Regulation

[biozid_wirkstoffe_textbausteine]:

100 g of this product contain 0,63 g 3-iodo-2-propynyl butylcarbamate

Control Guidance Sheets:

- BP 1081 – Preventive wood preservation – basic measures
- BP 2081 – Wood preservatives: brushing, rolling, filling and wiping
- BP 2083 – Application of wood preservatives in open systems
- BP 2084 – Application of wood preservatives in closed systems

Wood preservatives contain biocidal ingredients to protect wood from pests. To avoid risks to humans and the environment, they should only be used in accordance with the instructions and only in the approved application areas. Avoid all unnecessary contact with this product. Misuse may be harmful to both health and the environment.

Open and use with care.

Do not eat, drink or smoke when working.

Ensure good ventilation during workshop processing (industrial application).

Ensure good ventilation and internal ventilation when coating windows and exterior doors; keep all available windows and doors open (cross ventilation, air exchange rate of at least 5 hours); keep time spent in the working area to a minimum.

Wash hands prior to taking breaks and after having finished work.

Do not use on wood intended to come into direct contact with food or feed.

Do not allow the product or any quantities of leftover product to enter aquatic environments, soil or the sewage system.

Use of this product and use of the wood that has been treated with this product is prohibited in the immediate vicinity of surface waters since it could impair aquatic ecosystems.

Application should take place only on an impermeable base, if necessary cover with suitable material (plastic sheets/canvas covers). Treated wood must be stored on a hard, impermeable base until completely dry. Any product residues which have leaked or which have dripped from wood must be collected for re-use or disposal.

Protect the environment (subsoil, aquatic environments, plants, etc.) from product splashes.

Never use this product to treat wood surfaces in rooms where people gather; the only exception to this is the insides of windows and doors.



VOC content as per the
"Decopaint" Directive
(2004/42/EC)

EU limit value for the product (cat A/e): max. 130 g/l (2010).
This product contains < 130 g/l VOC.

Please note that the data and information given above have been calculated as guidelines in the laboratory and from real-life experience and are therefore not binding as a basic principle.

This information is therefore of a general nature only and describes our products and how they are used and worked with. In this respect, it must be borne in mind that the varied and diverse nature of the

prevailing working conditions, materials used and construction sites encountered means that not every individual case can be covered. In this respect, we therefore recommend either conducting tests or liaising with us in the event of any doubt. Unless we have provided express written assurance of the products' specific suitability or characteristics in respect of a contractually stipulated intended use, any technical application-related advice or instruction will never

be binding, even though it is provided to the best of our knowledge. In all other respects, our general terms and conditions of sale and delivery shall apply.

When a new version of this Technical Data Sheet is published, it shall replace the previous version.