


**WALTHER
STRONG®**



**IF YOU'RE A PROFESSIONAL
YOU'RE USING WALTHER STRONG**



**ALKALI
RESISTANT**



EXTREME HEAVY DUTY



THE PLASTERERS #1 CHOICE

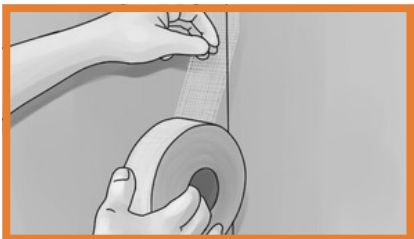
**Orange scrim is easy to see when floating off -
no need to wait until plaster is fully dry to see if it is completely covered.**

AVAILABLE IN STORE OR ONLINE




1 - Prepare Surface

[remove all debris & dust]



3 - Press Firmly

[apply firm pressure along tape]



2 - Apply Tape

[apply along centre of joint]

4 - Apply Joint Compound

[ASAP after applying tape]



50MMX90M
TP-SCRIMORN50X90PR



75MMX90M
TP-SCRIMORN75X90PR



100MMX90M
TP-SCRIMORN100X90PR

Professional Plasterers Scrim For Drywall, Plaster, Walls & Ceilings

- Prevents cracks
- High strength adhesive
- Heavy duty scrim
- Alkali resistant
- Easy release from roll
- Tested in both cold & hot environments