



LINITOP®






LINITOP CLASSIC ACRYL

Decorative woodstain



INTERIOR
EXTERIOR

priority to wood

Description	High performance, satin finish, waterborne woodstain that gives long lasting protection.
Classification	Family 1 - Class 4a/7B2 (according to classifications NBT 22-003 and NFT 36-005).
Properties	<ul style="list-style-type: none"> • Non drip for easy application and a perfect finish. • Excellent resistance to blocking. • Microporous - water repellent. • Transparent: Enhances the wood and maintains its natural appearance. • Highly flexible film, limits the risks of flaking. • Special anti-UV pigmentation for optimum protection. • Excellent resistance to bad weather.
Basic uses	<ul style="list-style-type: none"> • Indoor and outdoor vertical surfaces. • Protects and decorates wooden doors, door and window frames, beams, panelling,...
Characteristics	<ul style="list-style-type: none"> • Composition: Acrylic resins and vegetable oil. • Density (at + 20°C): 1.03 ± 0.05. • Flash point: Classified as non-flammable. • Viscosity: Gel. • Solid content: 38% ± 2. • VOC: EU limit value for this product (cat A/e): 130 g/l (2010). This product contains a maximum of 99 g/l VOC. • Packaging: 1 l - 5 l. • Shelf life: At least 1 year in the unused closed original packaging. • Storage conditions: Keep away from frost and high temperatures. • Appearance in the can: Viscous liquid. • Appearance of the dry product: • Colours: <div> <div>Satin.</div> <div>      </div> <div> Colourless* Light Oak Walnut Medium Oak Fir </div> </div> • Tools: Brush, roller, spray gun. • Dilution: Ready to use. • Cleaning of the tools: Water. • Conditions of application: Respect the conditions and instructions stipulated by the manufacturer. Do not apply at an ambient temperature of less than + 10°C or greater than + 30°C. Relative humidity: 50 %. • Coverage: ± 14 m²/l. • Drying (data at +20°C and 50 % relative humidity): <ul style="list-style-type: none"> - Dust-dry: 2 h. - Recoatable: 6 h. • Safety: Refer to the safety data sheet and the text given on the packaging, in accordance with the applicable legislation.

Surface preparation

- Use on wood whose usage, nature, quality, treatments and preparation comply with the applicable standards and DTU (DTU 59.1).
- The inspection and preparation of the surface are the responsibility of the user.
- The wood must be dry, clean, in sound condition, free of millglaze and properly prepared (degrease, sand, dust off).

On new wood:

- Sand (grit 120) to encourage and optimise the opening of the pores.
- Use on already stained wood is possible provided that the existing woodstain is in a good condition. However, the entire surface will have to be meticulously sanded (grit 220).

On old wood, where the existing woodstain is in a poor condition:

- Remove existing finish back to bare wood by sanding or stripping.
- NB:** After sanding, always carefully dust the surface.

Recommendations before application

- Ready to use. Shake well before application.
- Do not apply at an ambient air and wood temperature of less than +10°C and greater than +30°C. Optimum drying achieved at a relative humidity of 50%.
- Comply with the applicable standards and DTU.
- Protect everything that does not have to be treated.
- The moisture of the wood must not be greater than 15%.
- NB:** To protect the wood against UV, do not use «colourless» by itself outside as the finish coat. Always finish with 2 coloured coats.

Directions for use

According to the condition of the surface:

New wood or restored to new after stripping or sanding:

- Apply a coat of LINITOP PRIM & FINISH or ACRYL PRIM**.
- After fully drying, finish with two coats of LINITOP CLASSIC ACRYL*.

Greyed wood:

- Clean with WOOD CLEANER**.
- Sand (grit 120) if necessary.
- On a clean and dry surface, apply a coat of LINITOP PRIM & FINISH or ACRYL PRIM** finish with two coats of LINITOP CLASSIC ACRYL*.

Darkened oiled wood:

- Remove the oil with the WOOD OIL CLEANER** and WOOD CLEANER** system.
- Sand (grit 120) if necessary.
- On a clean and dry surface, apply a coat of LINITOP PRIM & FINISH or ACRYL PRIM** finish with two coats of LINITOP CLASSIC ACRYL*.

Wood to be stripped: consult us.

Indoors, all woods:

- **Softwoods (resinous):**
- Apply 2 to 3 coats of LINITOP CLASSIC ACRYL.
- **Hardwoods:**
- Apply 1 to 2 coats of LINITOP CLASSIC ACRYL.

NB: An additional coat may be required depending on the absorption of the wood and the desired appearance.

Advice of the professionals

- Always apply LINITOP CLASSIC ACRYL in the direction of the grain.
- On new or stripped wood that is not durable and has not been treated with a preservative, it is recommended to first treat the wood with an insecticide, fungicide and anti-blue stain agent. Consult us.
- During application, pay particular attention to grooves and end grains.
- When working with a spray gun, smooth with a brush to avoid any running and to aid the penetration of the product.

Maintenance

Usual restoration:

- Apply one or two coats of LINITOP CLASSIC ACRYL* according to the condition of the coating and after cleaning and sanding.

Restoration on a highly damaged surface:

- Remove existing finish back to bare wood by sanding or stripping.
- Apply a coat of LINITOP PRIM & FINISH or ACRYL PRIM** finish with 2 coats of LINITOP CLASSIC ACRYL*.

NB: After sanding, always carefully dust the surface.

* To protect the wood against UV, do not use «colourless» by itself outside as the finish coat. Always finish with 2 coloured coats.

** Same manufacturer

LINITOP® is a trademark



Durieu S.A.
91070 BONDOUFLE - France
T. +33 (0)1 60 86 48 70
F. +33 (0)1 60 86 84 84
info@durieu.com
www.durieu.com

Durieu Coatings S.A. / N.V.
New Tech Center
Avenue Albert Einstein 2 A
1348 Louvain-La-Neuve
Belgique / België
T. +32 (0)10 420 090
F. +32 (0)10 420 099
info@durieucoatings.com
www.durieucoatings.com

0800 95 549

For further help or advice please contact us on:
Belgium: +32 (0)10 420090 - 0800 95549
France: +33 (0)1 60 86 48 70
or consult our site: www.linitop.com