






VIDEO



OWAGRIP

ANTI-SLIP POLYURETHANE COATING

Description	OWAGRIP is a one pack polyurethane, non-slip finish for decks and other horizontal surfaces. Containing a tough polyurethane resin OWAGRIP protects against every day wear and tear.
Properties	<ul style="list-style-type: none"> • Anti-corrosive and UV resistant. • Specially developed for extreme weather conditions. • Excellent wear resistance – Double action non-slip fillers. <ul style="list-style-type: none"> - Surface filler + Base Filler = Long lasting performance. • Satin finish limits glare and accumulation of dirt. • Easily cleaned.
Basic uses	<ul style="list-style-type: none"> • Interior and exterior. • Gelcoat, New and Rusted Metal, Aluminium, Wood... • Previously painted surfaces – Polyurethane, Epoxy, Alkyd, Acrylic... • Decks, Ramps, Steps...
Technical data	<p>Finish: Satin Binder: PU alkyd resin Solvent type: White spirit Specific Gravity at 20°C (68°F): 1.30g/cm³ ± 0.03 Viscosity at 20°C (68°F): 21 poise ± 1 Solid Content: 79% ± 2. Shel Life: 1 year minimum in original unopened packaging Flash point: <60°C. Not classed as flammable Container Size: 1L, 2.5L Colours:</p> <div style="display: flex; justify-content: space-around; align-items: center;"> <div style="text-align: center;">  White </div> <div style="text-align: center;">  Champagne </div> <div style="text-align: center;">  Light Grey </div> </div> <p>White may be tinted with UV resistant, universal colourants (Max 3%) Wet Film Thickness (WFT): 150µm Dry Film Thickness (DFT): 120µm Drying Times (at 20°C (68°F) & 50% RH): - Dust dry: 3 hours - Touch Dry: 6 hours - Recoat: 12 hours - Light traffic: 24 hours to 5 days - Normal traffic: 5 days+ - Fully cured: 15 days Drying times should be adjusted according to the conditions i.e. temperature and humidity. VOC: EU limit for this product (cat. A/i) 500g/L (2010). This product contains a max 320g/L.</p>
Application tools	Brush. Roller - Mohair/Short pile. Not suitable for spray application.
Good application practice	Cover everything you do not wish to paint. Do not apply in direct sunlight or to hot surfaces (35°C+ (95°F+)). Apply between 5°C (41°F) and 30°C (86°F). Substrate temperature should be between 5°C (41°F) and 35°C (95°F) Ensure surface is at least 3°C above dew point. Surfaces must be fully dry before applying any coating. For best results by brush, apply with a stippling action.
Surface preparation	<p>Surface must be clean, dry and free of oil, grease, salt and other surface contamination including any preparation residue e.g. blasting, sanding etc. before applying OWAGRIP. Prior to blasting or manually preparing the surface all salt contamination should be removed using fresh water and the surface allowed to dry. All oils, grease etc. must be thoroughly removed using a suitable cleaning solvent e.g. OWACLEAN*, Acetone. Deposits firmly adhered should first be removed by scraping and then cleaned using the solvent.</p> <p>Painted surfaces (Wood, Metal, Gelcoat...) Conduct adhesion test using the Cross Hatch method. Coating in Good Condition and Well Adhered Clean surface with OWACLEAN* or other suitable cleaning solvent. Rinse thoroughly and allow to dry. Abrade surface with 80-100 grit abrasive. Clean surface of all preparation residue. Coating in Poor Condition and Poorly Adhered Clean surface with OWACLEAN* or other suitable cleaning solvent. Remove existing coating back to a uniform, bright, bare clean metal surface by blasting (Sa2½), grinding (P24-P36), sanding (40-120 grit) or chemically using DSP800* or MARINE STRIP*. Clean surface of all preparation residue. Apply one coat of PID 30 MARINE* or PID 60 MARINE*.</p>

Surface preparation	<p>Uncoated Wooden Surfaces: New Treat with DEEP CLEANER*, neutralise with DECK CLEANER*. Alternatively abrade surface with 80 grit abrasive. Thoroughly dust off. Wipe surface with a cloth soaked in Acetone, Methylated Spirits or similar (NOT White Spirits) to thoroughly degrease surface and remove any remaining sanding residue. Allow to flash off. Weathered (12 months+) Clean with DECK CLEANER*. Alternatively abrade surface with 80 grit abrasive. Thoroughly dust off. Wipe surface with a cloth soaked in Acetone, Methylated Spirits or similar (NOT White Spirits) to remove any remaining sanding residue. Allow to flash off. For severely contaminated surfaces clean with DEEP CLEANER* neutralise with DECK CLEANER*.</p> <p>New Metal exc. Aluminium: Clean surface with OWACLEAN* or other suitable cleaning solvent. Blast (Sa2½), grind (P24-P36) or sand (40-120 grit) surface. Inaccessible areas may be prepared using diluted OWAYELL*. Clean surface of all preparation residue. Apply one coat of PID 30 MARINE* or PID 60 MARINE*.</p> <p>Rusted Metal Surfaces: Light or Moderate Rust Remove all loose and flaking rust back to a sound surface. Removal of firm rust is not required. Clean surface with OWACLEAN* or other suitable cleaning solvent. Saturate surface with MARINE OIL*. Allow to dry 24-72 hours. Heavy or Severe Rust Clean surface with OWACLEAN* or other suitable cleaning solvent. Remove all rust back to a uniform, bright, clean, bare metal surface by blasting (Sa2½), grinding (P24-P36), sanding (40-120 grit). Inaccessible areas may be prepared using undiluted OWAYELL*. Clean surface of all preparation residue. Apply one coat of PID 30 MARINE* or PID 60 MARINE*.</p> <p>Aluminium: Clean surface with OWACLEAN* or other suitable cleaning solvent. Blast surface or sand with 24-120 grit abrasive compatible with Aluminium. Inaccessible areas may be prepared using diluted OWAYELL*. Clean surface of all preparation residue. Apply one coat of PID 30 MARINE* or PID 60 MARINE*.</p> <p>Gelcoat: Remove all traces of silicone, wax, paraffin etc. with Acetone. Clean surface with OWACLEAN* or hot soapy water. Rinse thoroughly and allow to dry. Sand with 180-220 grit sanding discs. Clean surface of all preparation residue. Apply one coat of PID 30 MARINE* or PID 60 MARINE*.</p>
Application	<p>Stir product well (2 to 3 minutes) before and during application. Do not thin. Apply 2 even applications of OWAGRIP. Allow 12 hours minimum (20°C & 50% RH) between coats. Allow last coat to dry 24 hours before putting in to use. Uncoated Wooden Surfaces – Add 10% MARINE OIL* to the 1st coat of OWAGRIP. Light or Moderate Rust – Add 5% to 10% MARINE OIL* to the 1st coat of OWAGRIP. Aluminium and Gelcoat – A 3rd coat of OWAGRIP may be applied if required.</p>
Maintenance	<p>Maintenance is due when the anti-slip is compromised. Clean surface with OWACLEAN*. Rinse and allow to dry. Apply 1 or 2 coats of OWAGRIP depending on condition of current finish.</p>
Coverage	<p>Theoretical: 9m² (96ft²) to 10m² (107ft²) per litre, per coat. Actual coverage will vary depending on application method, texture, age and porosity of the surface.</p>
Clean-up	White Spirit.
Storage	<p>Store in original container and close lid tightly after use. Keep from freezing and high temperatures.</p>
General information	<p>Every care is taken to ensure that the information provided in this technical data sheet is accurate. Owatrol International is unable to guarantee results as we have no control over the conditions under which our products are applied. For further advice and information please contact our technical department by email at info@owatrol.com or the local Owatrol Agent for your country. The information above is correct at the date of issue. All other OWATROL products named in this document should be used as per label instructions and the technical data sheet.</p>
Safety	Refer to the safety data sheet (MSDS) available at www.owatrol.com and the text on the packaging. Keep out of the reach of children.
Issue date	December 2017

* Same manufacturer