



Betofix R2

PCC (RM) fast repair mortar for repairing concrete structures

Colour	Availability		
	Quantity per pallet	130	42
	Size / Quantity	6 kg	25 kg
	Type of container	PE bag	PE bag
	Container code	06	25
	Art. no.		
light grey	1093	■	■

Application rate Approx. 1.4 kg/m²/mm layer thickness



Range of use



- Concrete replacement according to
- DIN EN 1504-3
- Concrete replacement for non-structurally relevant repairs
- Repair of pores, missing and broken out areas

Property profile

- Early strength
- Very low shrinkage
- Well suited to overhead working
- Can be applied by spatula and felted
- Freeze/thaw-resistant

Planning information

Betofix R2 - Classification					
acc. to DIN EN 1504-3	R2				
Old concrete classes	A2				
Reaction to fire	Class E				
Application					
Repair principles/procedures	3.1	3.2	3.3	7.1	7.2

Characteristic data of the product

Water requirement	Approx. 1.1 l/6 kg Approx. 4.5 l/25 kg
Capillary water uptake	≤ 0.5 kg/(m ² h ^{0.5})
Compressive strength	3 hours: approx. 5 N/mm ² 24 hours: approx. 9 N/mm ² 28 days: > 15 N/mm ²
Flexural tensile strength (28 days)	Approx. 5 N/mm ²
Surface tensile strength	≥ 0.8 MPa
Maximum grain size	0.5 mm
Consistency of the mixture	For filling

The values stated represent typical characteristic data of the product and are not to be understood as binding product specifications.

Possible system products

- S-Protect M (0919)
- Betofix NBM (1230)



Preparation

■ Substrate preparation

Concrete surface:

Stable, clean, dust-free

Observe the applicable technical regulations for the following parameters:

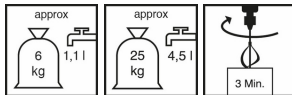
- Adhesive pull strength of the substrate
- Minimum roughness/roughness depth

Reinforcement:

Degree of purity SA 2 ½ if applying corrosion protection, otherwise SA 2

Pre-wet the substrate so that it is slightly moist.

Production of the mixture



■ Mixing

Applying corrosion protection:

Pour 1 part per weight S-Protect M (art. 0919) in a clean container and add approx. 2.5 parts per weight of the product.

Concrete replacement:

Prepare water, add dry mortar and mix until homogeneous.

Mixing time: approx. 3 minutes


Corrosion protection:

Produce a homogeneous mixture:

1 part by weight S-Protect M : 2.5 parts by weight dry mortar.

Stir for at least 3 minutes.

Directions



■ Conditions for use

Temperature of the material, air and substrate: from min. +5 °C to max. +25 °C.

Low temperatures increase, while high temperatures decrease the working and setting time.

Once it has hardened, mortar must not be made workable again by adding either water or more wet mortar.

Working time

(+20 °C): approx. 20 minutes

Layer thickness

One layer 1 - 10 mm

Two layers < 20 mm, apply wet on wet

< 100 mm in broken-out areas

Applying corrosion protection:

Apply two layers of slurry with a thickness of min. 1 mm each, making sure the entire surface is covered.

Waiting time between layers: approx. 30 minutes.

Subsequent processing

Protect fresh mortar surfaces from wind, direct sunlight, rain and/or frost for at least 3 days so that they do not dry too quickly.

Tools / Cleaning



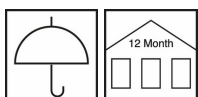
Mixer, brush, filling knife, trowel, smoothing trowel, sponge float, plasterer's float

Clean tools with water while the material is still fresh.

Remmers tools

- Mischgefäß (4030)
- Collomix® Stirrer KR (4292)
- Heizkörperpinsel (4541)
- Smoothing Trowel (4004)
- Glättkelle (4117)
- Smoothing Trowel Duo (4118)
- Schwammbrett gelb (4936)
- Latex float (4548)

Storage / Shelf life



If stored in an unopened container and in a dry place, the product will keep for approx. 12 months.

Safety data / Regulations



For further information on the safety aspects of transporting, storing and handling the product and on disposal and environmental matters, please see the current Safety Data Sheet.

Disposal

Larger quantities of leftover product should be disposed of in the original containers in accordance with the applicable regulations. Completely empty, clean containers should be recycled. Do not dispose of together with household waste. Do not allow to enter the sewage system. Do not empty into drains.

Declaration of conformity



CE Remmers GmbH
Bernhard-Remmers-Str. 13, D – 49624 Lönningen
UKCA Remmers (UK) Limited
Unit 4, Lloyds Court, Manor Royal Crawley, RH10 9QU

CE 09 / UKCA 21

GBI P4-1

EN 1504-3: 2005

1093

PCC mortar for non structural repair for concrete

Compressive strength:	Class R2
Chloride ion content:	≤ 0.05 %
Adhesive bond:	≥ 0.8 MPa
Restrained shrinkage/expansion:	≥ 0.8 MPa
Carbonation resistance:	NPD
Elastic modulus:	NPD
Thermal compatibility part 1 and 4:	≥ 0.8 MPa
Capillary absorption:	≤ 0.5 kg/(m ² h ^{0.5})
Reaction to fire:	Class E

Please note that the data and information given above have been calculated as guidelines in the laboratory and from real-life experience and are therefore not binding as a basic principle.

This information is therefore of a general nature only and describes our products and how they are used and worked with. In this respect, it must be borne in mind that the varied and diverse nature of the

prevailing working conditions, materials used and construction sites encountered means that not every individual case can be covered. In this respect, we therefore recommend either conducting tests or liaising with us in the event of any doubt. Unless we have provided express written assurance of the products' specific suitability or characteristics in respect of a contractually stipulated intended use, any technical application-related advice or instruction will never

be binding, even though it is provided to the best of our knowledge. In all other respects, our general terms and conditions of sale and delivery shall apply.

When a new version of this Technical Data Sheet is published, it shall replace the previous version.