



Epoxy WHG Color AS

Dissipative, chemically resistant, crack-bridging coating



Colour	Availability		
	Quantity per pallet		
	Size / Quantity	10 kg	25 kg
	Type of container	Tin bucket	Tin bucket
	Container code	11	26
	Art. no.		
pebble grey	1431	■	■
light grey	1432	■	■
special colours from 100 kg	1435	■	■

Application rate	See application examples
------------------	--------------------------

Range of use	<ul style="list-style-type: none"> ■ Conductive, chemically resistant, crack-bridging coating ■ Coating in the system SL Floor WHG AS (AbZ Z-59.12-303)
--------------	---

Property profile	<ul style="list-style-type: none"> ■ Conductive ■ With static crack-bridging ability ■ Highly resistant to chemicals ■ Fire resistant ■ Suitable for hand pallet trucks and forklift trucks
------------------	--

Characteristic data of the product

■ On delivery

	Component A	Component B	Mixture
Density (20 °C)	1.70 g/cm³	1.06 g/cm³	1.50 g/cm³
Viscosity (25 °C)	4500 mPa s	450 mPa s	2000 mPa s

■ Once fully cured	
Reaction to fire (DIN EN 13501-1)	B _{fl} -s1** (Low Flammability)
Slip resistance class (DIN EN 51130:2014)	R10 (level of blinding 20% Glimmer GHL 3/0) R12 (blinding with SIC 04)
Abrasion according to Taber test	70 mg (CS10, 1000 U, 1000 g)
Shore D after 28 days	59
Flexural tensile strength	approx. 17 N/mm ² *
Compressive strength	approx. 45 N/mm ² *

* Epoxy resin mortar 1 : 10 with standard sand

The values stated represent typical characteristic data of the product and are not to be understood as binding product specifications.

Certificates	<ul style="list-style-type: none"> ➤ Verarbeitungsrichtlinien ➤ Prüfbericht Brandklassifizierung - Remmers ableitfähige Systeme ➤ Certificate of conformity SL Floor WHG AS ➤ General building inspectorate approval Z-59.12-303 ➤ Resistance (chemicals) ➤ Anti-slip performance R12 ➤ Anti-slip performance R10
--------------	--

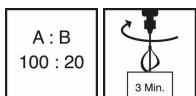
Possible system products	<ul style="list-style-type: none"> ➤ Epoxy GL 100 (1427) ➤ Epoxy Conductive (6671)
--------------------------	--



Preparation

- **Substrate requirements**
The substrate must be firm, dimensionally stable, capable of bearing loads and free of loose constituents, dust, oil, grease, rubber marks and other substances that could interfere with adhesion.
The adhesive pull strength of the surface after priming must be at least 1.5 N/mm² on average (smallest single value min. 1.0 N/mm²), compressive strength at least 25 N/mm².
Suitable Remmers epoxy primers, epoxy scratch coats or epoxy mortars must always be used.
For works within the framework of the general building inspectorate approval, the substrates must correspond to the requirements of the approval and the system products mentioned therein must be used.
- **Substrate preparation**
Before the application of the product a smooth surface must be produced, e.g. with a scratch coat.
Refer to the current Technical Data Sheet for detailed information on the single products.
Epoxy Conductive must be applied according to the current Technical Data Sheet as transverse conducting layer.

Production of the mixture



- **Combi-container**
Add the entire quantity of the hardener (component B) to the base compound (component A).
Mix thoroughly with a slow-speed electric mixer (approx. 300 - 400 rpm).
Pour the mixture into a separate container and mix again thoroughly.
Mix for at least 3 minutes.
Insufficient mixing is indicated by streaks forming.

Mixing ratio (A : B)	100 : 20 parts per weight
-----------------------------	---------------------------

As soon as the mixture is ready to use, apply all of it to the prepared surface and spread it using a suitable tool.
A spiked roller must then always be rolled over the surface.
Note: For use on vertical surfaces add approx. 2 % by mass of WHG TX.

Directions



For professional users only!

- **Conditions for use**
Temperature of the material, air and substrate: from min. +10 °C to max. +30 °C.
After application, protect the surface for at least 48 hours from exposure to water and moisture.
Relative humidity should not exceed 80%.
The temperature of the substrate must be at least 3 °C above the dew point temperature during application and curing.
- **Working time (+20 °C)**
approx. 45 minutes
- **Waiting time (+20 °C)**
Waiting times between coats should be at least 12 hours and max. 48 hours.
If conditions on site require longer waiting times, the surface must be slightly sanded (until it turns white) before the following application.
- **Drying time (+20 °C)**
Foot traffic after 16 hours, mechanical loading after 3 days, full loading capacity after 7 days.

As a general principle, higher temperatures will reduce and lower temperatures will increase the times stated.

Application examples

- **Coating**
Pour the material onto the prepared substrate and then distribute using a suitable tool, e.g. a notched trowel or notched scraper.
Afterwards roll over with a (metal) spiked roller.


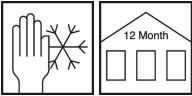

Application rate	min. 1.5 kg/m ² binder
-------------------------	-----------------------------------
- **Base layer for blinded coatings**
Pour the unfilled material on the previously prepared surface, distribute with a suitable toothed trowel/squeegee and, if required, roll over with a spiked roller.
Broadcast an excess of suitable silicon carbide into the wet base layer.
Remove any loose, excess material after hardening.

Application rate	min. 1.0 kg/m ² binder
-------------------------	-----------------------------------

Notes

Unless otherwise specified, all of the values and application rates given above have been determined under laboratory conditions (20 °C) using standard colours. Slight deviations from these values may arise if the product is worked with on site.
The stated approximate application quantities refer to smooth, level substrates.
When coating continuous surfaces, only use materials with the same batch number as slight differences in colour, gloss and texture may occur.
Carbon fibres are visible on the surface. Because of the way the coating is applied, the carbon fibres may bundle.



	<p>Due to the black transverse conducting layer, poorly covering colours are not to be used.</p> <p>Before the application of the covering layer, the correct functioning of the transverse conducting layer and of the connections must be proved and registered in a measurement report.</p> <p>Low levels of air humidity can cause a higher discharge resistance, uneven or thicker layers can even lead the coating to not be conductive at all.</p> <p>Application of the mixture by toothed trowel/toothed spreader. If the product is applied with a smoothing trowel/screed levelling tool, trowel marks may be visible on the finished surface.</p> <p>In case of repairs on the surface or working up to existing surfaces, there will be a visible transition in appearance and texture.</p> <p>Abrasive mechanical loads leave traces of wear.</p> <p>Exposure to vehicles with metal or polyamide tyres as well as dynamic concentrated loads can cause faster wearing of the coating.</p> <p>Epoxy resins are generally not colourfast when exposed to UV light or weather.</p> <p>Further notes on working, system construction and maintenance of the listed products can be found in the latest Technical Data Sheets and the Remmers system recommendations.</p>
<p>Tools / Cleaning</p> 	<p>Toothed trowel, notched spreader, spiked roller (metal), rubber scraper, epoxy roller, suitable mixing apparatus</p> <p>More detailed information can be found in the Remmers Tool Programme.</p> <p>Clean tools, equipment and splashed material immediately while fresh with V 101 Thinner.</p> <p>Take suitable protective and waste disposal measures when cleaning.</p> <p>Remmers tools</p> <p>➤ Patentdisperser (4747)</p>
<p>Storage / Shelf life</p> 	<p>If stored unopened in its original container in a cool, dry place and protected against frost, the product will keep for at least 12 months.</p>
<p>Safety data / Regulations</p>	<p>For professional users only!</p> <p>For further information on the safety aspects of transporting, storing and handling the product and on disposal and environmental matters, please see the current Safety Data Sheet and the brochure entitled "Epoxy Resins in the Construction Industry and the Environment", issued by Deutsche Bauchemie e.V. (2nd edition 2009).</p>
<p>Personal protective equipment</p>	<p>This information can be obtained from the current Safety Data Sheets and/or the relevant professional associations.</p>
<p>Disposal</p>	<p>Larger quantities of leftover product should be disposed of in the original containers in accordance with the applicable regulations. Completely empty, clean containers should be recycled. Do not dispose of together with household waste. Do not allow to enter the sewage system. Do not empty into drains.</p>
<p>VOC content as per the "Decopaint" Directive (2004/42/EC)</p> 	<p>EU limit value for the product (cat A/j): max. 500 g/l (2010).</p> <p>This product contains < 500 g/l VOC.</p>
<p>Declaration of performance</p>	<p>➤ Declaration of performance</p>



Declaration of conformity



Remmers GmbH
Bernhard-Remmers-Str. 13, D – 49624 Lönningen

07
GBIII 021_4
EN 13813:2002
1431

Synthetic resin screed for use internally in buildings

Reaction to fire:	E _{fl}
Release of corrosive substances:	SR
Wear resistance:	≤ AR 1
Bond strength:	≥ B 1.5
Impact resistance:	≥ IR 4

Please note that the data and information given above have been calculated as guidelines in the laboratory and from real-life experience and are therefore not binding as a basic principle.

This information is therefore of a general nature only and describes our products and how they are used and worked with. In this respect, it must be borne in mind that the varied and diverse nature of the

prevailing working conditions, materials used and construction sites encountered means that not every individual case can be covered. In this respect, we therefore recommend either conducting tests or liaising with us in the event of any doubt. Unless we have provided express written assurance of the products' specific suitability or characteristics in respect of a contractually stipulated intended use, any technical application-related advice or instruction will never

be binding, even though it is provided to the best of our knowledge. In all other respects, our general terms and conditions of sale and delivery shall apply.

When a new version of this Technical Data Sheet is published, it shall replace the previous version.